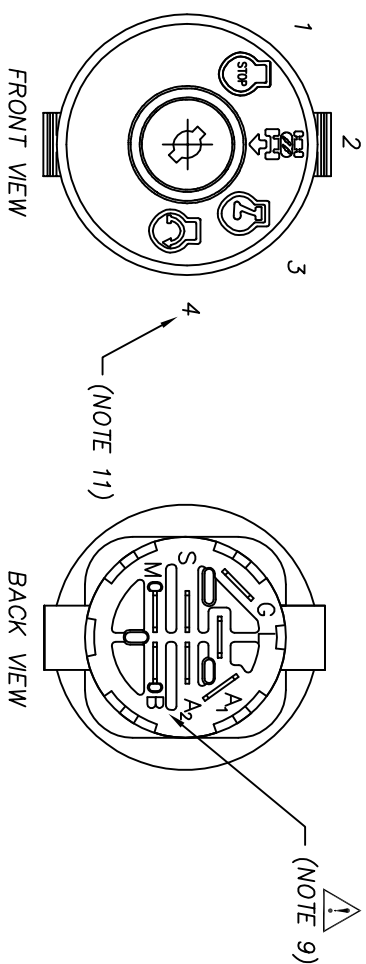
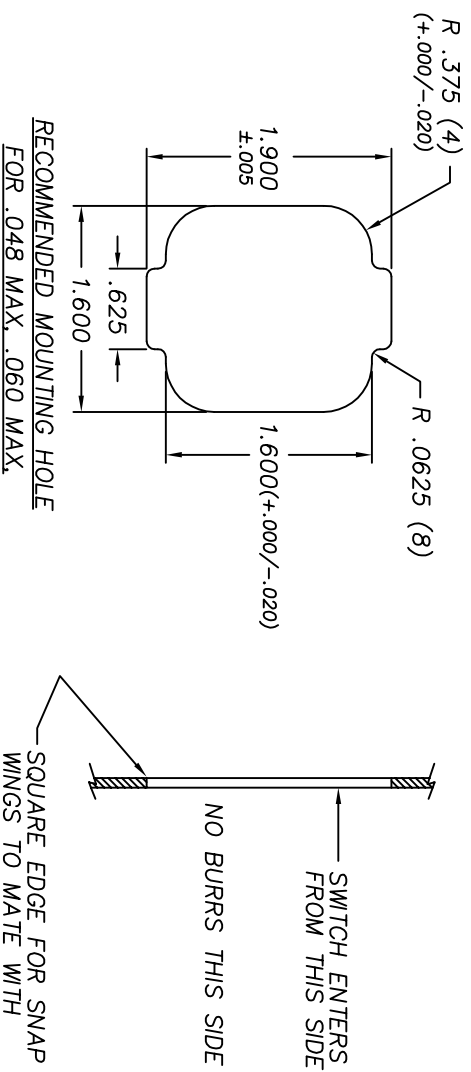


REVISIONS			
~	INITIAL RELEASE, CR1580	10/10/04	DB
A	UPDATE MATERIAL CR1938	01/03/11	ERB



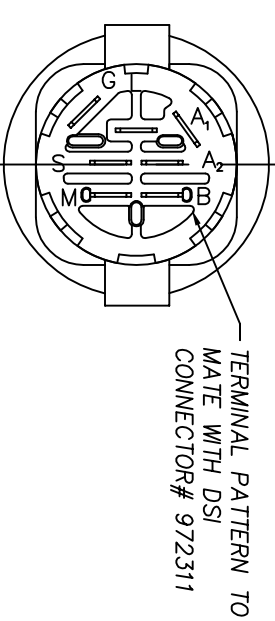
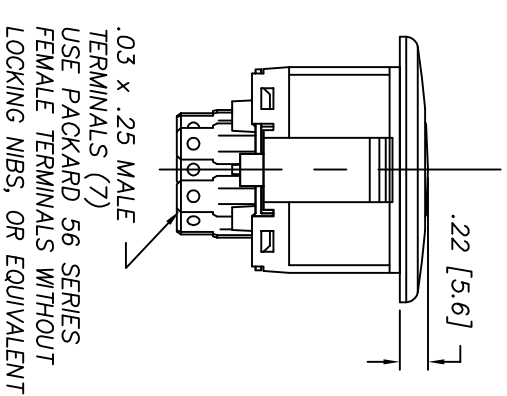
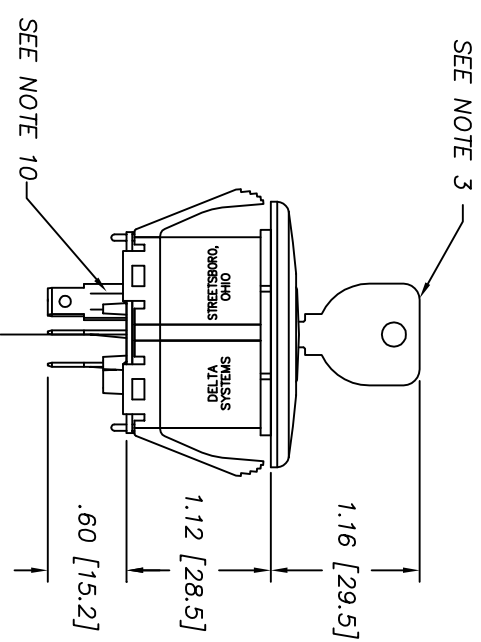
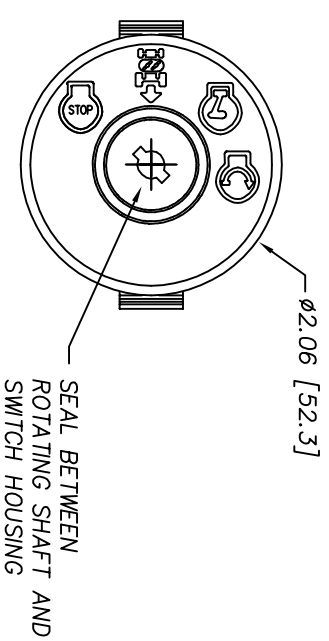
POSITION	ROTATION	FUNCTION	CONTACT 1	CONTACT 2
1	0°	OFF	M+G+A ₁	~
2	45°	RUN1	B+A ₁	~
3	95°	RUN2	B+A ₁	L+A ₂
4	135°	START	B+S+A ₁	~



RECOMMENDED MOUNTING HOLE
FOR .048 MAX. .060 MAX.
.105 MAX. .165 MAX PANELS
(THICKNESS INCLUDES PAINT AND ANY
OTHER COVERINGS APPLIED TO PANEL.
OTHER PANEL THICKNESSES NOT RECOMMENDED)

NOTES

- 1-DIM.'S IN BRACKET [] ARE IN MILLIMETERS; MILLIMETER TOLERANCES ARE .XX. .5. .XX. .15.
- 2-PLASTIC PARTS ARE POLYPROPYLENE (BLACK HOUSING, GRAY BACK COVER). TERMINALS ARE BRONZE.
- 3-KEY IS SHIPPED SEPARATELY. MAXIMUM TORQUE FOR KEY IS 20 IN LBS.
USE DELTA KEY ONLY. DELTA STEEL KEY PART# 6885-STD.
- 4-SWITCH STYLE STAMPED ON HOUSING.
- 5-DATE CODE INDICATING YEAR, MONTH, AND DAY OF MONTH
MANUFACTURED STAMPED ON HOUSING.
- 6-SWITCH ELECTRICAL FUNCTIONALITY TESTED AFTER ASSEMBLY.
- 7-ELECTRICAL RATING, CONTINUOUS: 20A @ 12-14 VDC.
ELECTRICAL LIFE: 1K CYCLES @ 10 AMPS INDUCTIVE.
10K CYCLES @ 5 AMPS INDUCTIVE.
50K CYCLES @ 5 AMPS RESISTIVE.
- 8-COVERED BY ONE OR MORE OF THE FOLLOWING U.S. PATENT NUMBERS:
5,252,791 & 6,437,458
- 9-SWITCH SHOULD NEVER BE MOUNTED IN PANEL WITH THE "B" TERMINAL
DIRECTLY ABOVE THE "G" TERMINAL, RELATIVE TO GRAVITY
- 10-PULL FORCE TO DISLOCATE BACK COVER IS 80 LBS. MINIMUM.
- 11-POSITION 4 IS MOMENTARY.
- 12-ALL OTHER CONTACT COMBINATIONS ARE NOT ALLOWED.



DELTA SYSTEMS, INC. DOES NOT ASSUME ANY LIABILITY ARISING OUT OF THE MISAPPLICATION OF ANY PRODUCT		UNLESS OTHERWISE SPECIFIED DIMENSIONS ARE IN INCHES TOLERANCES ARE: .02 .005 ANG. 1°		DRAWN DATE DRB 08/06/04		CHECKED DATE ML 10/05/04		FINISH SEE NOTE 2		TITLE LAWN & GARDEN IGNITION SWITCH		DWG. NO. 6900-49P1		PROJECT NO. EX311		REV A	
COMPUTER GENERATED DRAWING - NO MANUAL CHANGES ALLOWED												DO NOT SCALE DRAWING		SCALE FULL			

