

8

7

6

5

4

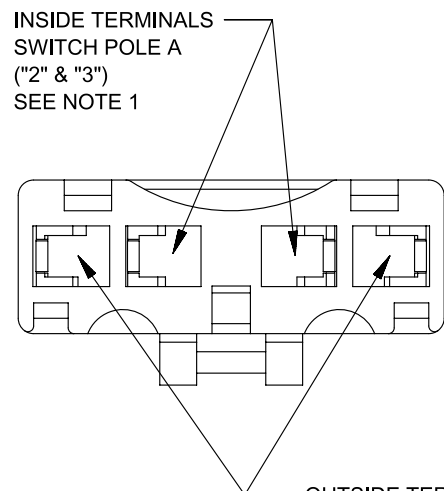
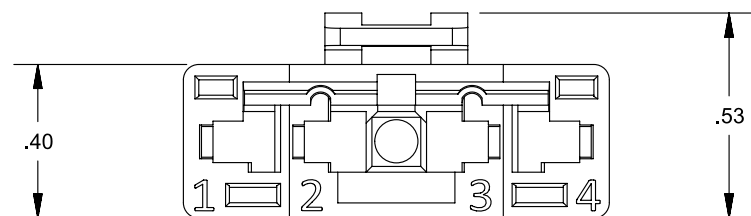
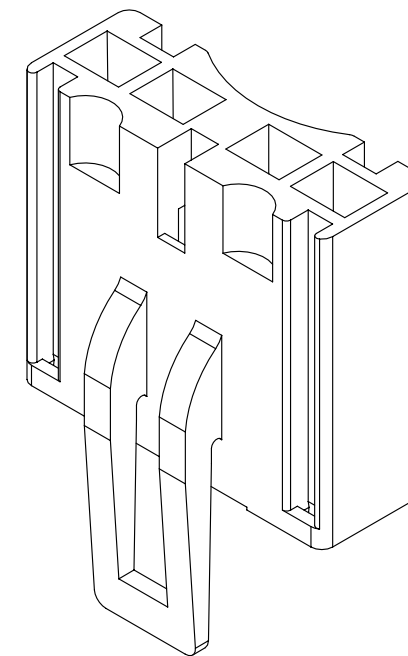
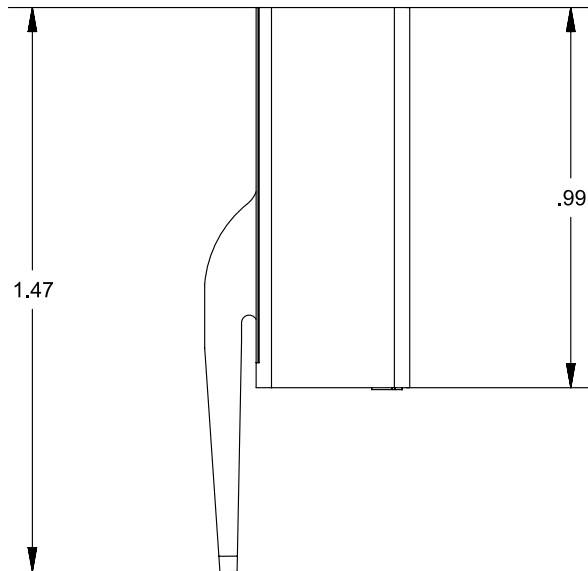
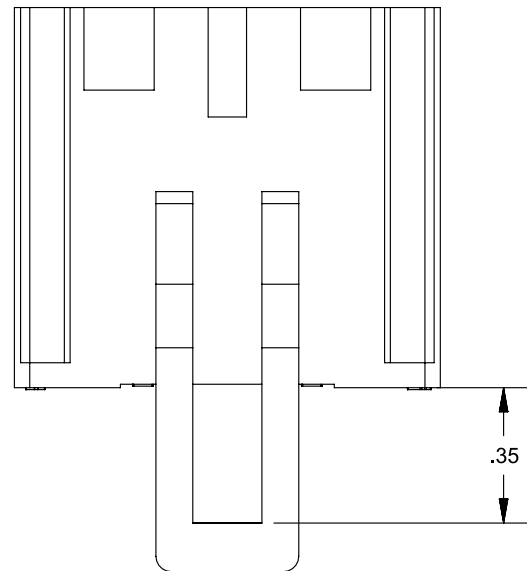
3

2

1

REVISIONS

REV.	DESCRIPTION	DATE	INIT
0	INITIAL RELEASE INTO FG CR1759	06/24/08	JM
A	CHANGED MATERIAL, CN3255	06/07/12	IDK
2	MIGRATED TO NX, ADDED ASME NOTE, ECO551	04/21/16	NMP



INSIDE TERMINALS
SWITCH POLE A
("2" & "3")
SEE NOTE 1

OUTSIDE TERMINALS
SWITCH POLE B
("1" & "4")
SEE NOTE 1

NOTES

1) DELPHI 280 SERIES, CUSTOMER INSTALLED TERMINALS
2-4 REQUIRED:

TYPICAL P/N	WIRE GAGE
12034046	18-20
12066214	14-16

2) CONNECTOR MATERIAL IS OLIVE COLOR POLYPROPYLENE

3) INTERPRET THIS DRAWING IN ACCORDANCE WITH ASME Y14.5-2009

PROPRIETARY & CONFIDENTIAL THE INFORMATION CONTAINED IN THIS DRAWING IS THE SOLE PROPERTY OF DELTA SYSTEMS. ANY REPRODUCTION IN PART OR AS A WHOLE WITHOUT THE WRITTEN PERMISSION OF DELTA SYSTEMS IS PROHIBITED.	UNLESS OTHERWISE SPECIFIED DIMENSIONS ARE IN INCHES TOLERANCES ARE: .X± .1 .XX± .02 .XXX± .005 X°± 1°	DRAWN jmichaud	DATE 16-Apr-2008	DELTA SYSTEMS 1734 FROST ROAD STREETSBORO, OHIO 44241 330-626-2811 WWW.DELTASYSTEMSINC.COM			
		CHECKED mliedtke	DATE 21-Apr-2008				
		APPROVED ikirbawy	DATE 28-Apr-2016				
		MATERIAL SEE NOTE 2	PROJECTED VIEWS ARE 3RD ANGLE 				
DELTA SYSTEMS INC. DOES NOT ASSUME ANY LIABILITY ARISING OUT OF THE MISAPPLICATION OF ANY PRODUCT	COMPUTER GENERATED DRAWING - NO MANUAL CHANGES ALLOWED	FINISH DO NOT SCALE DRAWING	STATUS DS4_Design	TITLE LOW PROFILE CONNECTOR			
		SIZE B	DWG. NO. 96548-OL_APP	SCALE NTS	SHEET 1 OF 1	PROJECT NO. EX360	REVISION 2

8

7

6

5

4

3

2

1